



How-to Download MiniSAP BW

SAP NetWeaver Application Server ABAP Stack
Developer Edition (Trial)

The desire to explore the 'SAP Business Warehouse (BW)' application has lead to an understanding that it has many names. The 'MiniSAP BW Developer Edition' name identifies the free-to-download version of the SAP BW application that is available for non-production use to explore the features of SAP BW.

These articles highlighted considerations to choose between: Cloud or Local?

1. [Hardware Defines the MiniSAP Experience](#);
2. [Where to Download MiniSAP?](#)
3. [MiniSAP Download Links](#).

The Choice is 'Local' ... to download and install a copy of the SAP BW Developer Edition on the local personal computer.

This document contains Step-by-step instructions to locate, request and download the files required for the 'SAP Business Warehouse Developer Edition'.

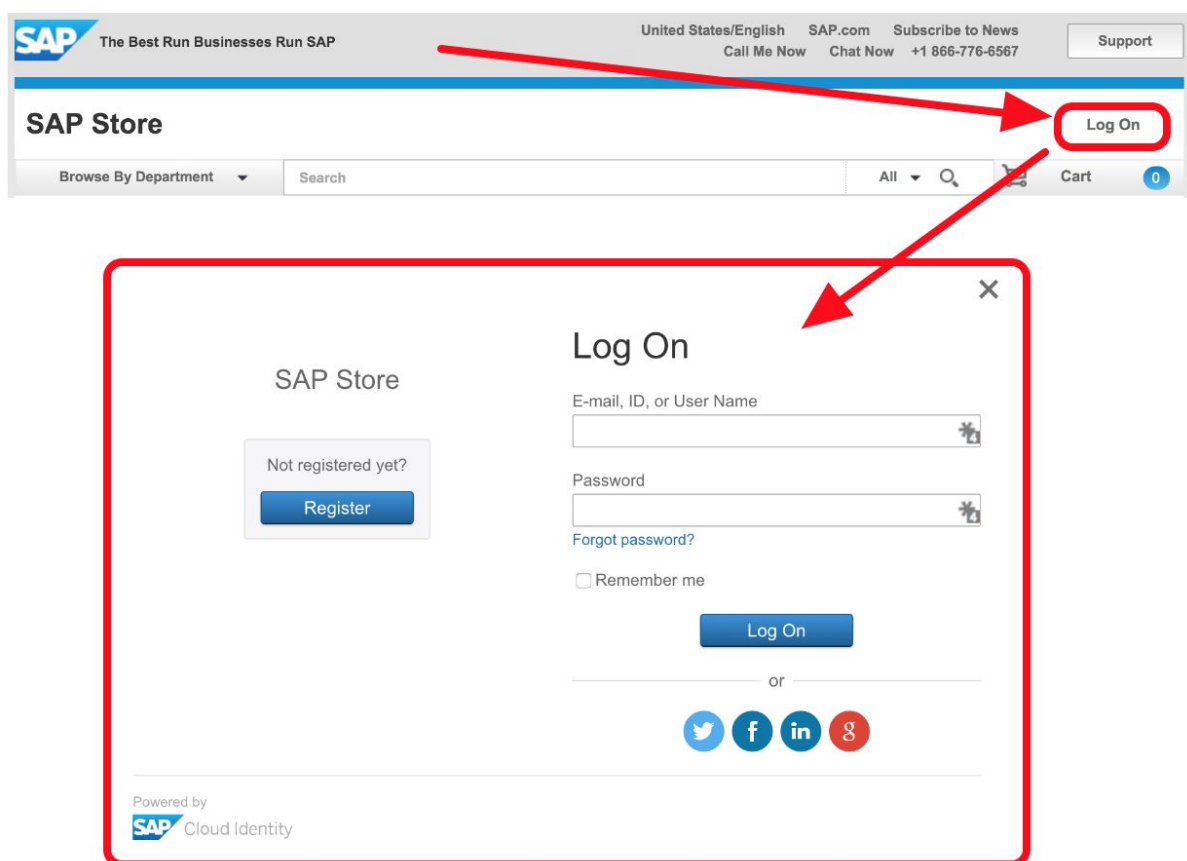
Table of Contents

[Step 1: Login to the SAP Store](#)
[Step 2: Locate the Product Page](#)
[Step 3: Navigate to Download Form](#)
[Step 4: Populate Download Form](#)
[Step 5: Check Email Inbox \(2 Minutes Later\)](#)
[... Nothing Else Happened \[Disappointed\]](#)
[Step 6: Check Email Inbox \(28 Hours Later\)](#)
[Step 7: Download Page](#)
[Step 8: Download in Progress](#)
[Step 9: Expand the Archive File](#)
[Next: Maximise the Experience](#)
[More: Engage the Community for Answers](#)
[Acknowledgements](#)

Step 1: Login to the SAP Store

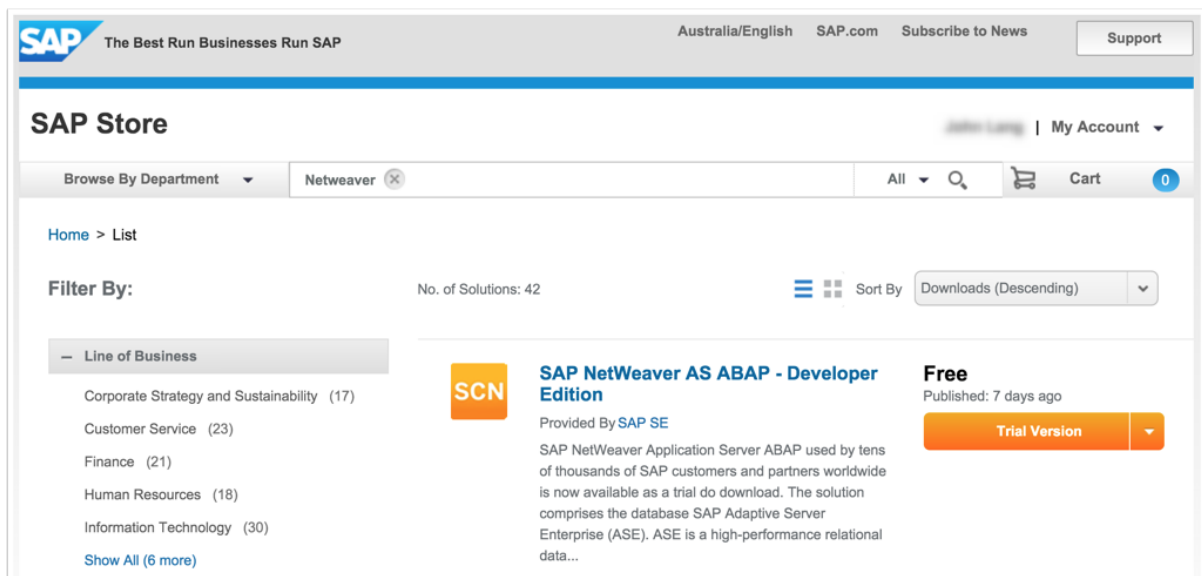
1. Use the Web Browser address bar and go to <http://store.sap.com/>.
2. Navigate 'Log On' button.
3. Enter your existing logon details or register a new account (Free).

Note: It is worth the time to ensure you use the same logon account for all SAP Online services: SCN, Open Learning, Store, SMP, CAL, etc. As time goes by more and more of these SAP Online offerings are being integrated to use the SAP Single Sign-on authentication service.



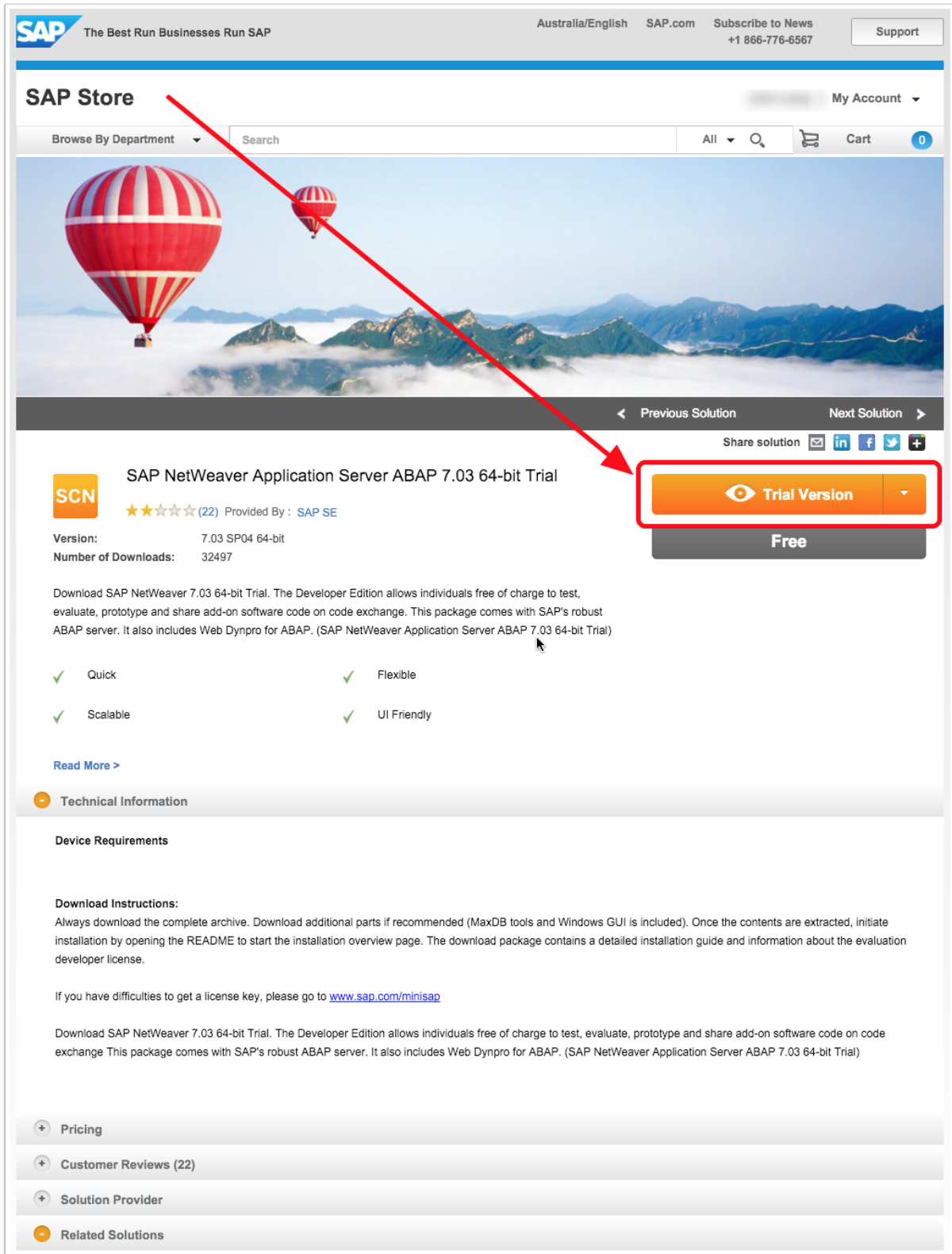
Step 2: Locate the Product Page

1. Use the Web Browser address bar to go directly to the desired Product page:
 - a. Download SAP Store Product 218:
['SAP NetWeaver App.Server ABAP v7-03 SP04 \(64bit\)\(MaxDB\)'](#).
 - b. Download SAP Store Product 222:
['SAP NetWeaver App.Server ABAP v7-02 SP06 \(32bit\)\(MaxDB\)'](#).
2. (Alternative) Use the search feature to locate the Product.
3. (Alternative) Read the ['MiniSAP Download Links \(www.learnbw.com\)'](http://www.learnbw.com) article for a more comprehensive list of download links.



Step 3: Navigate to Download Form

1. Click 'Trial Version' button.



The screenshot shows the SAP Store interface. At the top, there's a header with the SAP logo, navigation links, and a search bar. Below the header, there's a banner image of hot air balloons. The main content area displays the product 'SAP NetWeaver Application Server ABAP 7.03 64-bit Trial'. A red arrow points from the 'Trial Version' button to the 'Download Instructions' section.

SAP Store

Australia/English SAP.com Subscribe to News +1 866-776-6567 Support

SAP Store My Account

Browse By Department Search All

Previous Solution Next Solution

Share solution

SAP NetWeaver Application Server ABAP 7.03 64-bit Trial

Version: 7.03 SP04 64-bit
Number of Downloads: 32497

Download SAP NetWeaver 7.03 64-bit Trial. The Developer Edition allows individuals free of charge to test, evaluate, prototype and share add-on software code on code exchange. This package comes with SAP's robust ABAP server. It also includes Web Dynpro for ABAP. (SAP NetWeaver Application Server ABAP 7.03 64-bit Trial)

Quick Flexible
Scalable UI Friendly

Read More >

Technical Information

Device Requirements

Download Instructions:
Always download the complete archive. Download additional parts if recommended (MaxDB tools and Windows GUI is included). Once the contents are extracted, initiate installation by opening the README to start the installation overview page. The download package contains a detailed installation guide and information about the evaluation developer license.

If you have difficulties to get a license key, please go to www.sap.com/minisap

Download SAP NetWeaver 7.03 64-bit Trial. The Developer Edition allows individuals free of charge to test, evaluate, prototype and share add-on software code on code exchange. This package comes with SAP's robust ABAP server. It also includes Web Dynpro for ABAP. (SAP NetWeaver Application Server ABAP 7.03 64-bit Trial)

Pricing
Customer Reviews (22)
Solution Provider
Related Solutions

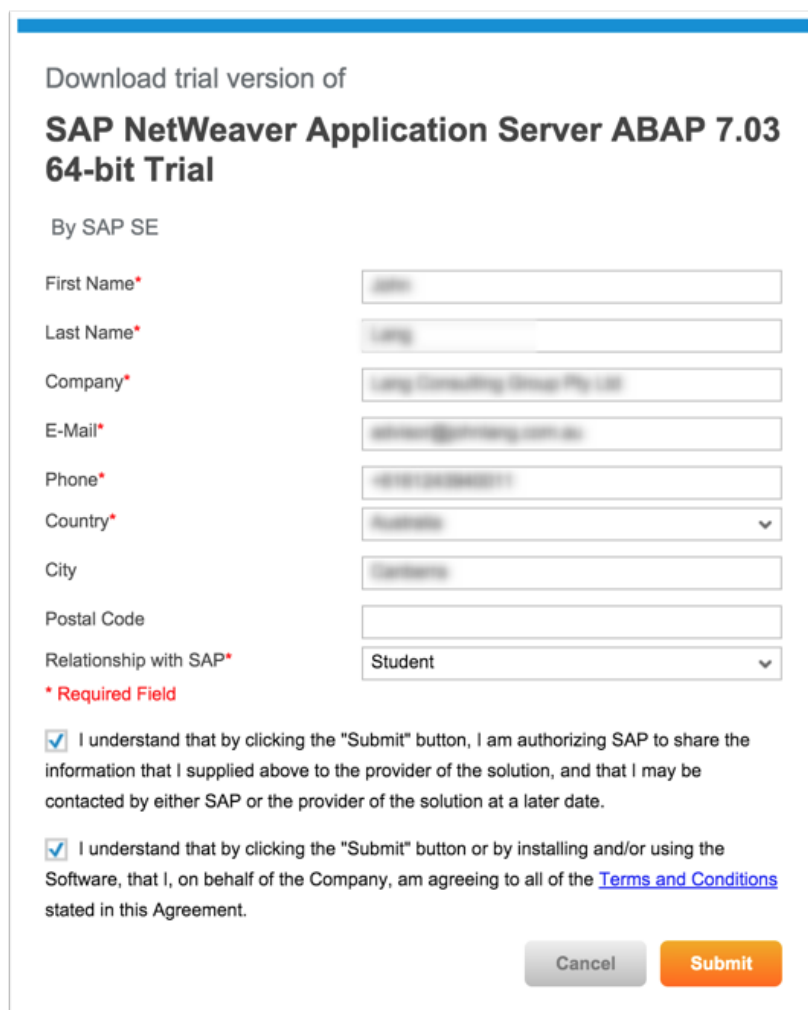
Step 4: Populate Download Form

1. Ensure all mandatory fields are populated.
2. Read 'Terms and Conditions' and ensure you are happy to comply.
3. Click 'Submit' button.

Note: As at 18-10-2015 the 'Cancel' and 'Submit' buttons will be missing in some web browsers because of the desktop screen resolution. A Macbook using the standard resolution of 1280x800 or any PC using 1280x720 (HDTV 720p) will need to increase their desktop screen resolution to ensure there are at least 900 pixels visible in the height (Like HDTV 1080p at 1920x1080). Reload the page and now the 'Cancel' and 'Submit' buttons will appear.

Note: After clicking the 'Submit' button the form goes grey for a while and then comes back. It did not disappear and at this point it looked like it did nothing.

1. Click 'Cancel' button to get rid of the form and then go and check your email inbox.



Download trial version of

SAP NetWeaver Application Server ABAP 7.03 64-bit Trial

By SAP SE

First Name*

Last Name*

Company*

E-Mail*

Phone*

Country*

City

Postal Code

Relationship with SAP*

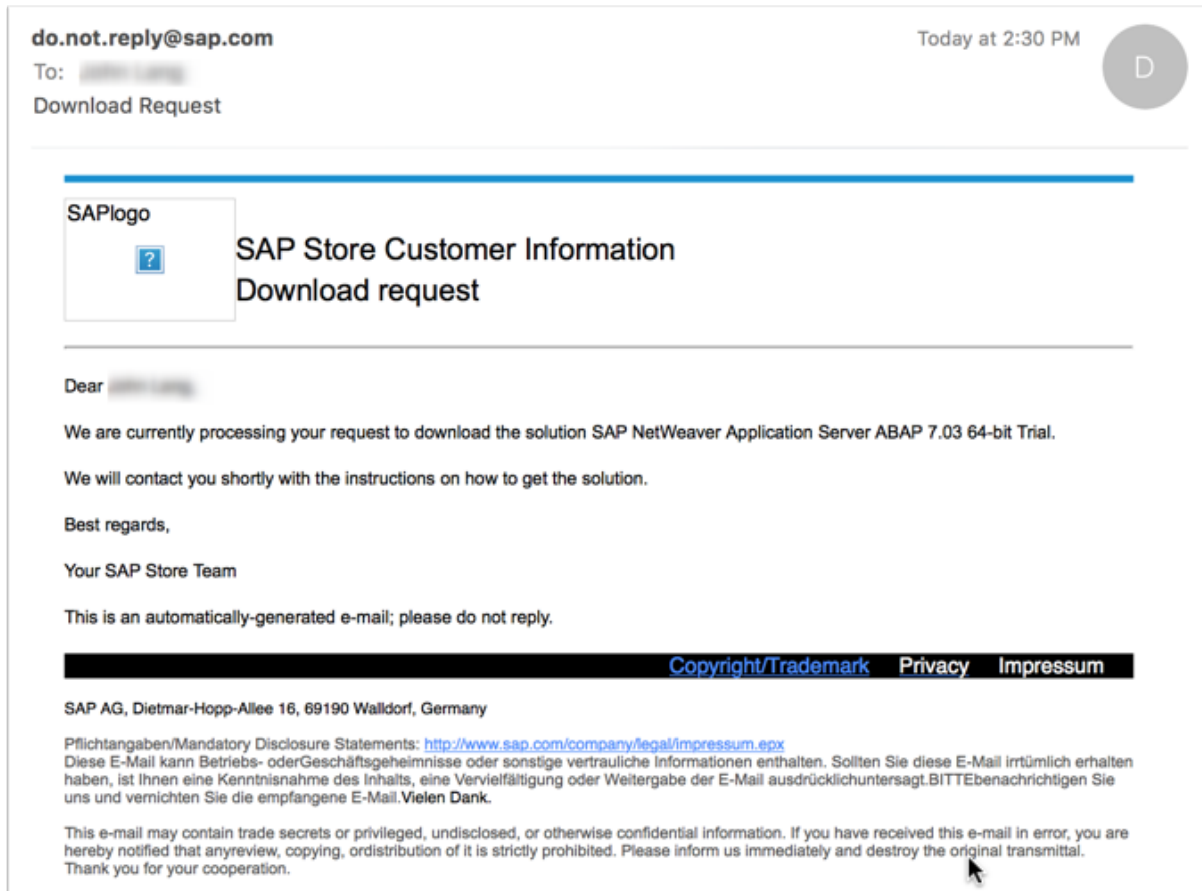
* Required Field

☒ I understand that by clicking the "Submit" button, I am authorizing SAP to share the information that I supplied above to the provider of the solution, and that I may be contacted by either SAP or the provider of the solution at a later date.

☒ I understand that by clicking the "Submit" button or by installing and/or using the Software, that I, on behalf of the Company, am agreeing to all of the [Terms and Conditions](#) stated in this Agreement.

Step 5: Check Email Inbox (2 Minutes Later)

The official 'Thank You' email did arrive 2 minutes later, despite the web browser experience appearing to have ignored the download request in the prior step.



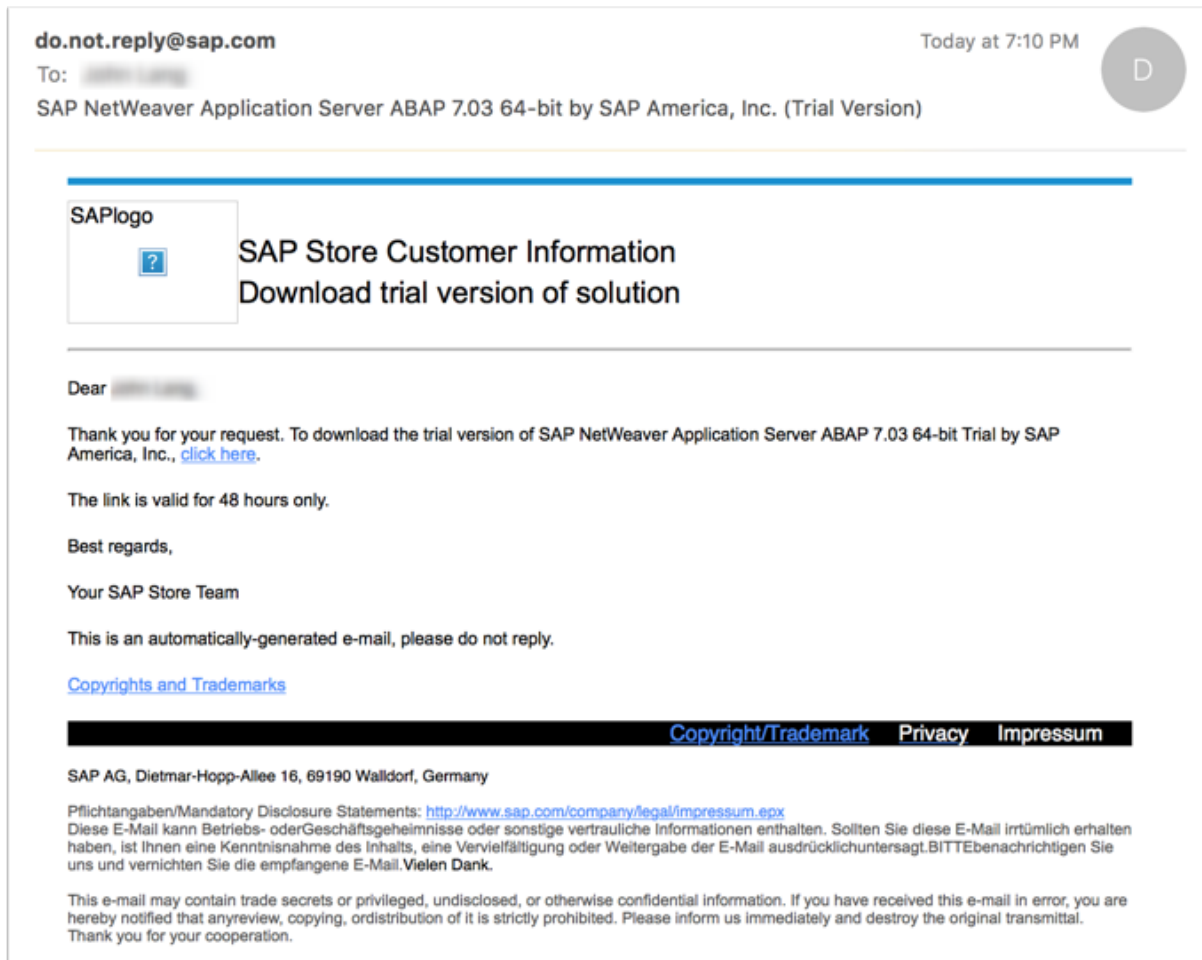
... Nothing Else Happened [Disappointed]

As at 18-10-2015 this service does not appear to be backed by 24x7 availability. The email with the links appeared at the end of the next working day.

Step 6: Check Email Inbox (28 Hours Later)

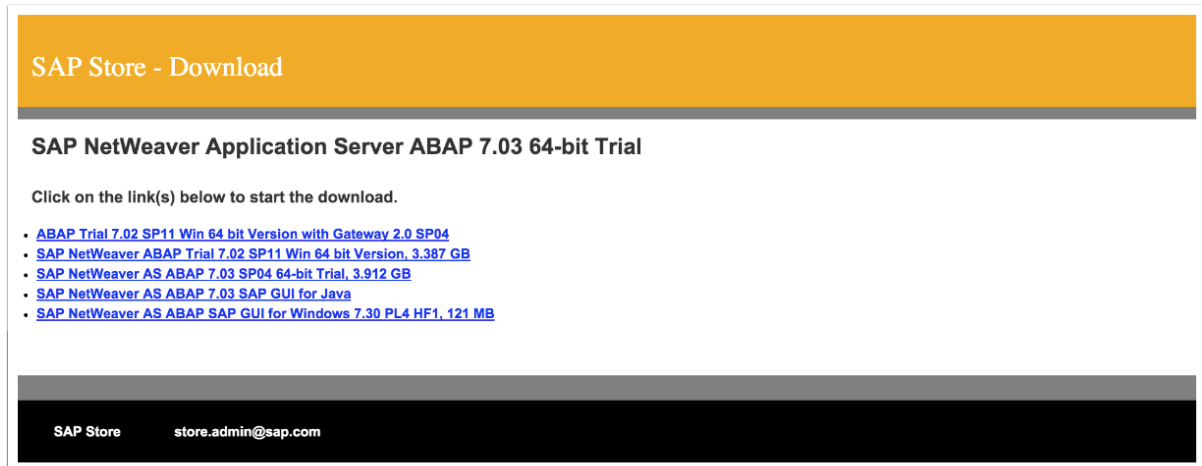
1. Click 'Click Here' link in email.

Note: The download link will be customised to expire after 48 hours. If your internet connection or the SAP download servers are unstable during this time, you will have no choice other than to repeat the whole process.



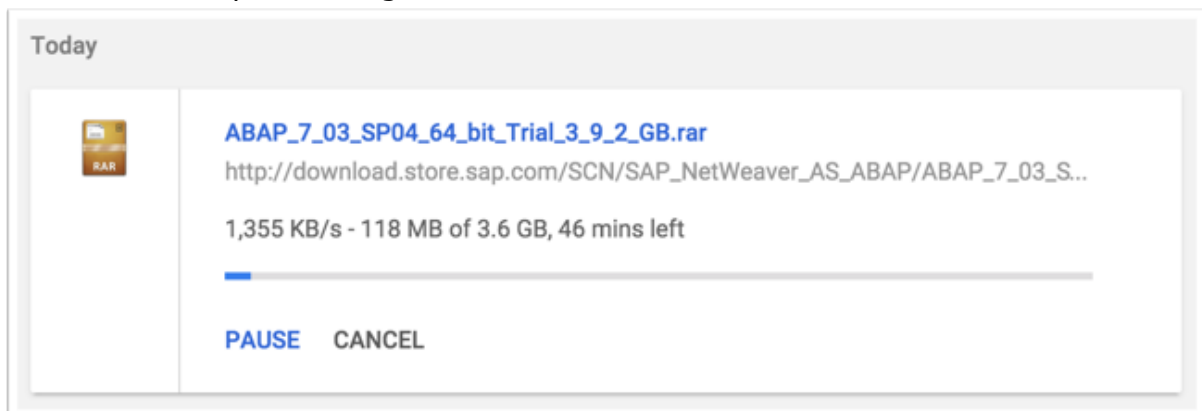
Step 7: Download Page

1. Use right-click 'Save Link As' to download the files to your computer.



Step 8: Download in Progress

The download speed was good for an ADSL2 connection.



Step 9: Expand the Archive File

1. Use WinZip, WinRar or UnArchiver utility programs to expand the contents compressed RAR file that was just downloaded.
2. Now you are ready to begin the installation of the 'SAP NetWeaver Application Server ABAP Stack Developer Edition (aka MiniSAP BW)' software on the personal laptop or desktop computer.

Next: Maximise the Experience

The '[Hardware Defines the MiniSAP Experience \(www.learnbw.com\)](http://www.learnbw.com)' article highlights the importance of which hardware components to consider upgrading to maximise your time exploring the SAP Netweaver Application Server ABAP Stack software.

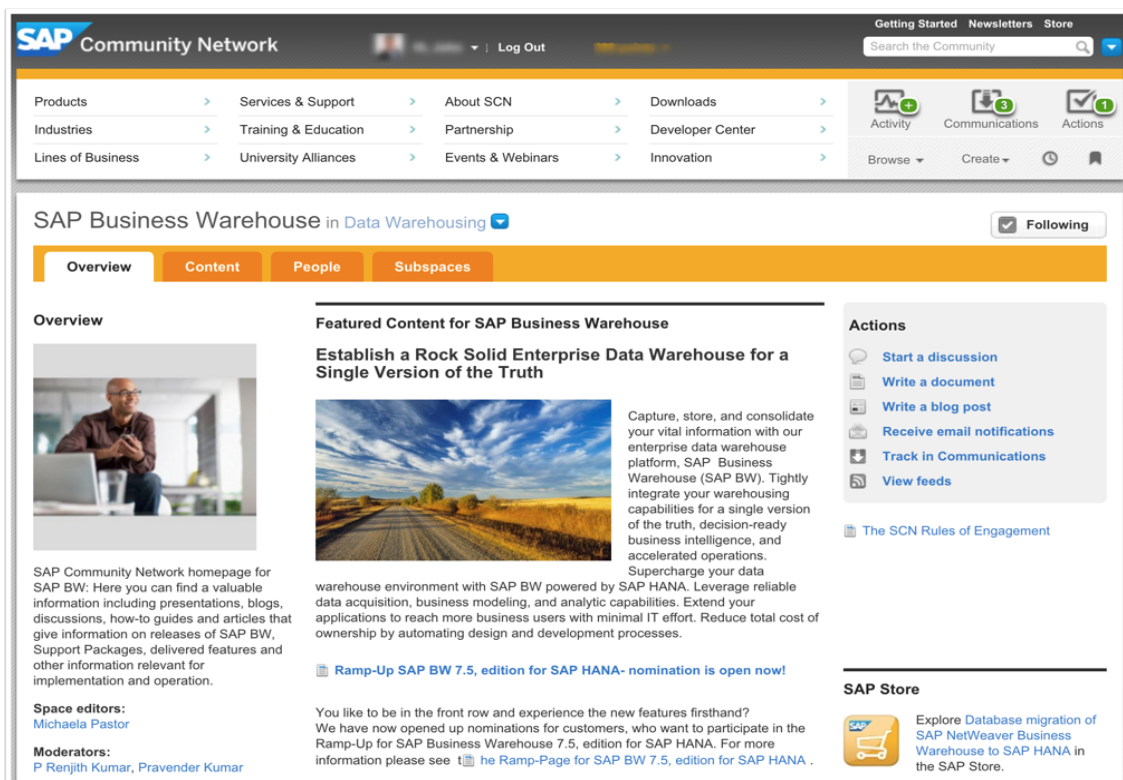
The biggest contributor to a poor experience is usually traced back to an Input/Output bottle neck which in turn is often a latency issue in disguise. Stated another way, the pipes the data flows through are too small and flow really slowly.

*"its like filling a swimming pool
through a drinking straw"*

When it comes to your laptop or desktop, the type of hard drive you have will play a big part in the user experience of the BW developer trial software.

More: Engage the Community for Answers

Join the SAP Community Network (SCN) and interact with like minded enthusiasts in the '[SAP Business Warehouse \(SCN Place\)](http://www.sap.com/scn)' forum.



The screenshot shows the SAP Community Network (SCN) homepage for SAP Business Warehouse. The header includes the SAP logo, 'Community Network', and navigation links like 'Getting Started', 'Newsletters', and 'Store'. A search bar is present. Below the header is a navigation menu with categories like Products, Services & Support, About SCN, Downloads, Industries, Training & Education, Partnership, Developer Center, Lines of Business, University Alliances, Events & Webinars, and Innovation. The main content area is titled 'SAP Business Warehouse in Data Warehousing' and features a 'Following' button. The 'Overview' tab is selected, showing a featured content section titled 'Establish a Rock Solid Enterprise Data Warehouse for a Single Version of the Truth'. This section includes an image of a man working on a laptop and a description of the SAP Business Warehouse platform. To the right, there is an 'Actions' section with links like 'Start a discussion', 'Write a document', 'Write a blog post', 'Receive email notifications', 'Track in Communications', and 'View feeds'. At the bottom, there is a 'Ramp-Up SAP BW 7.5, edition for SAP HANA- nomination is open now!' announcement and a 'SAP Store' section with a link to 'Explore Database migration of SAP NetWeaver Business Warehouse to SAP HANA in the SAP Store'.



Acknowledgements

Brought to you by ['John Lang'](#) for ['Learn BW - Solutions'](#).

Feedback can be submitted using the ['Learn BW - Contact'](#) web form.

Download the latest version from the ['Learn BW - Resources'](#) web page.

These materials are subject to change without notice. These materials are provided 'as-is' without a warranty of any kind, either express or implied, including but not limited to, the implied warranties of merchantability, fitness for a particular purpose, or non-infringement.

Copyright © 2016 www.learnbw.com All Rights Reserved ® 2016